

# **Civic-Recreational-Industrial Authority**

Regular Meeting Agenda  
May 13, 2015  
9:00 a.m.

Chairman Howard Lim  
Vice Chairman Dean Marshall  
Board Member David Carmany  
Board Member Ron Cipriani  
Board Member Dave Youpa

Location: City Council Chamber, 15651 East Stafford Street, City of Industry, California

---

---

## **Addressing the Authority:**

- ▶ **Agenda Items:** *Members of the public may address the Authority on any matter listed on the Agenda. In order to conduct a timely meeting, there will be a three-minute time limit per person for any matter listed on the Agenda. Anyone wishing to speak to the Authority is asked to complete a Speaker's Card which can be found at the back of the room and at each podium. The completed card should be submitted to the City Clerk prior to the Agenda item being called and prior to the individual being heard by the Authority.*
- ▶ **Public Comments (Non-Agenda Items):** *Anyone wishing to address the Authority on an item not on the Agenda may do so during the "Public Comments" period. In order to conduct a timely meeting, there will be a three-minute time limit per person for the Public Comments portion of the Agenda. State law prohibits the Authority from taking action on a specific item unless it appears on the posted Agenda. Anyone wishing to speak to the Authority is asked to complete a Speaker's Card which can be found at the back of the room and at each podium. The completed card should be submitted to the City Clerk prior to the Agenda item being called by the City Clerk and prior to the individual being heard by the Authority.*

## **Americans with Disabilities Act:**

- ▶ *In compliance with the ADA, if you need special assistance to participate in any City meeting (including assisted listening devices), please contact the City Clerk's Office (626) 333-2211. Notification of at least 48 hours prior to the meeting will assist staff in assuring that reasonable arrangements can be made to provide accessibility to the meeting.*

## **Agendas and other writings:**

- ▶ *In compliance with SB 343, staff reports and other public records permissible for disclosure related to open session agenda items are available at City Hall, 15625 East Stafford Street, Suite 100, City of Industry, California, at the office of the City Clerk during regular business hours, Monday through Friday 9:00 a.m. to 5:00 p.m. Any person with a question concerning any agenda item may call the City Clerk's Office at (626) 333-2211.*

- 
1. Call to Order
  2. Flag Salute
  3. Roll Call
  4. Public Comments

5. **EXPO CENTER MATTERS**

5.1 Status Report on Expo Center.

5.2 Consideration of Register of Demands submitted by the Industry Hills Expo Center.

*RECOMMENDED ACTION: Receive and file.*

5.3 Consideration to authorize the Expo Center to enter into License Agreements for use of the Grand Arena pursuant to the terms and conditions as set forth in the report submitted by the EQ Consultant.

*RECOMMENDED ACTION: Authorize the Expo Center to enter into license agreements for use of the Grand Arena pursuant to the terms and conditions as set forth in the report submitted by the EQ Consultant.*

6. **BOARD MATTERS**

6.1 Consideration of the minutes of the March 11, 2015 regular meeting.

*RECOMMENDED ACTION: Approve as submitted.*

6.2 Consideration of Register of Demands submitted by the Finance Department.

*RECOMMENDED ACTION: Approve the Register of Demands and authorize the appropriate personnel to pay the bills.*

6.3 Consideration of Civic-Recreational-Industrial Authority Financial Report for March 2015.

*RECOMMENDED ACTION: Receive and file report.*

6.4 Consideration of Resolution No. CRIA 2015-01 – A RESOLUTION OF THE CIVIC-RECREATIONAL-INDUSTRIAL AUTHORITY OF THE CITY OF INDUSTRY, CALIFORNIA, APPROVING A BUDGET FOR THE FISCAL YEAR 2015-2016.

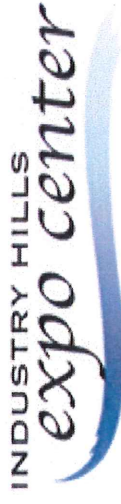
*RECOMMENDED ACTION: Adopt Resolution No. CRIA 2015-01.*

7. Adjournment. Next regular meeting: Wednesday, June 10, 2015 at 9:00 a.m.

*CIVIC-RECREATIONAL-INDUSTRIAL AUTHORITY*


ITEM NO. 5.1

# May 2015 Calendar of Events




Date	Location	Name of Event	Description
1-3	GRAND ARENA & BARNS	FERIA DEL CABALLO DE ESPANOL - Spanish Horse Show	EVENING PERFORMANCE - ADMISSION
2	Gazebo & Pavilion	Gonzalez 15 Anos Ceremony & Celebration	Private Party
3	Pavilion	Kiwanis Annual Rib Fest 2015	Private Event
8	Pavilion	Law Enforcement Graduation - Industry Sheriff	Private Event
9	Avalon Room	Ramirez 15 Anos Celebration	Private Party
14	Pavilion	Glendora High School Band Banquet	Private Event
15	GRAND ARENA	WORKMAN HIGH SCHOOL GRADUATION 2015	Private Event
15	Avalon Room	Flores Graduation Party	Private Event
16	Pavilion	Espitia Wedding Reception	Private Party
16	Gazebo & Avalon Room	Brizuela Wedding Ceremony & Reception	Private Party
23	Pavilion	Juarez Wedding Reception	Private Party
23	Avalon Room	Gonzalez 18th Birthday party	Private Party
24	Gazebo & Avalon Room	Rios Wedding Ceremony & Reception	Private Party
27	GRAND ARENA	INDUSTRY RACING - Speedway Motorcycle Racing	TICKETED ADMISSION & PARKING
30-31	GRAND ARENA	INTERNATIONAL TAEKWONDO FESTIVAL	TICKETED ADMISSION & PARKING
30	Pavilion	Olagude Wedding Reception	Private Party
30	Gazebo & Avalon Room	Raney Wedding Ceremony & Reception	Private Party

# June 2015 Calendar of Events



Date	Location	Name of Event	Description
3	GRAND ARENA	INDUSTRY RACING - Speedway Motorcycle Racing	TICKETED ADMISSION & PARKING
5	Avalon Room	Lepe 18th Birthday Party	Private Party
5-7	OUTDOOR RINGS	L.A. COUNTY SHERIFF DEPART/MOUNTED HORSE	Training Exercises/Closed Course
6	Gazebo & Pavilion	Arce Wedding Ceremony & Reception	Private Party
6	Avalon Room	Polanco Graduation Party	Private Party
10	GRAND ARENA	INDUSTRY RACING - Speedway Motorcycle Racing	TICKETED ADMISSION & PARKING
13	Pavilion	Saldivar 15 Anos Celebration	Private Party
13	Avalon Room	Barajas Baptism	Private Party
17	GRAND ARENA	INDUSTRY RACING - Speedway Motorcycle Racing	TICKETED ADMISSION & PARKING
19	Gazebo & Pavilion	Barrentos Wedding Ceremony & Reception	Private Party
19	Avalon Room	Cortez Graduation Party	Private Party
20	Pavilion	Berumen Wedding Reception	Private Party
21	Avalon Room	Berberabe 21st Birthday Party	Private Party
24	GRAND ARENA	INDUSTRY RACING - Speedway Motorcycle Racing	TICKETED ADMISSION & PARKING
26	Gazebo & Pavilion	Manzo Wedding Ceremony & Reception	Private Party
27	Pavilion	Martin Wedding Reception	Private Party
27	Gazebo & Avalon Room	Santoyo Wedding Ceremony & Reception	Private Party
28	Avalon Room	Lagaso Bridal Shower	Private Party

# July 2015 Calendar of Events



Date	Location	Name of Event	Description
1	GRAND ARENA	INDUSTRY RACING - Speedway Motorcycle Racing	TICKETED ADMISSION & PARKING
3-5	GRAND ARENA	LYNDA TJARKS AGILITY DOG PRODUCTIONS	PARKING FEE - EVENT FREE
3	Gazebo & Avalon Room	Infante Wedding Ceremony & Reception	Private Party
4	Pavilion	Alva 15 Anos Celebration	Private Party
4	Gazebo & Avalon Room	Dominguez Wedding Ceremony & Reception	Private Party
5	Avalon Room	Mosquera 40th Birthday Party	Private Party
8	GRAND ARENA	INDUSTRY RACING - Speedway Motorcycle Racing	TICKETED ADMISSION & PARKING
11	GRAND ARENA	IFS - Muay Thai, MMA & Boxing Event	TICKETED ADMISSION & PARKING
11	Pavilion	Diaz 15 Anos Celebration	Private Party
11	Avalon Room	Sorensen Sweet 16 Birthday Party	Private Party
15	GRAND ARENA	INDUSTRY RACING - Speedway Motorcycle Racing	TICKETED ADMISSION & PARKING
18-19	GRAND ARENA	BILL PICKETT INVITATIONAL RODEO	TICKETED ADMISSION & PARKING
22	GRAND ARENA	INDUSTRY RACING - Speedway Motorcycle Racing	TICKETED ADMISSION & PARKING
25	GRAND ARENA	SOUTHERN CALIFORNIA OVAL CARTERS ASSOC.	TICKETED ADMISSION & PARKING
25	Pavilion	Portillo 15 Anos Celebration	Private Party
26	Avalon Room	Lopez Graduation Party	Private Party
29	GRAND ARENA	INDUSTRY RACING - Speedway Motorcycle Racing	TICKETED ADMISSION & PARKING

ALL EVENTS LISTED ABOVE ARE SCHEDULED BUT ARE SUBJECT TO CHANGE WITHOUT NOTICE

*CIVIC-RECREATIONAL-INDUSTRIAL AUTHORITY*

ITEM NO. 5.2

# Industry Hills Expo Center - Check Register

April-15

DATE	CHECK NUMBER	PAYEE	AMOUNT	DETAILS
04/02/15	8031	PCR CASH	2,038.41	REPLENISH PETTY CASH-MARCH REC.
04/07/15	8032	VOID CHECK	0.00	DATA ENTRY ERROR
04/07/15	8033	PAV-032815 GISELA DELATORRE	500.00	SEC DEPOSIT REFUND
04/07/15	8034	CNC EQUESTRIAN MANAGEMENT	34,099.22	PAYROLL- APRIL
04/07/15	8035	CSG	1,550.00	MONTHLY IT MAINTENANCE/ SERV. CHG MARCH
04/07/15	8036	XEROX FINANCIAL SERVICES	323.52	LEASE PAYMENT-MAR/APRIL
04/07/15	8037	ANHEUSER BUSCH SALES OF AMERICA	643.80	ALCOHOL INVENTORY
04/07/15	8038	BURT AND ASSOCIATES	145.00	DEBT COLLECTION FEE
04/07/15	8039	CAPITOL PROTECTION INC.	2,242.50	EVENT SECURITY SERVICES
04/07/15	8040	CINTAS	1,190.63	MATS, MOPS, AND UNIFORMS
04/07/15	8041	CLASSIC DISTRIBUTING & BEV.	802.50	ALCOHOL INVENTORY
04/07/15	8042	CNC EQUESTRIAN MANAGEMENT	5,000.00	MONTHLY MNGMT FEE-APRIL
04/07/15	8043	VOID CHECK	0.00	DATA ENTRY ERROR
04/07/15	8044	HOME DEPOT	16.64	PROPERTY MAINTENANCE
04/07/15	8045	MITY-LITE	1,964.35	BANQUET EXPENSE-CONF. TABLES
04/07/15	8046	ORBIT PRINTING	1,080.90	QRTLY NEWSLETTER PRINT & MAIL.
04/07/15	8047	VOID CHECK	0.00	DATA ENTRY ERROR
04/07/15	8048	SPARKLETT'S	104.36	WATER COOLER RENTAL/WATER
04/07/15	8049	STAPLES LINK	83.88	OFFICE SUPPLIES
04/07/15	8050	SYSCO	1,031.32	CONCESSION INVENTORY
04/07/15	8051	VERIZON	472.99	MONTHLY PHONE CHGS-FEB/MAR.
04/07/15	8052	YOUNG'S MARKET CO.	362.75	ALCOHOL INVENTORY
04/07/15	8053	COCA-COLA ENTERPRISES	1,096.32	ALCOHOL INVENTORY
04/07/15	8054	SHAMROCK FOODS COMPANY	2,091.89	CONCESSION INVENTORY
04/07/15	8055	CNC EQUESTRIAN MANAGEMENT	8,611.50	PR 0316-033115
04/07/15	8056	MATTHEW MALDONADO	1,325.00	WEB, E-MAIL & TXT MKTG-MAR/NEWSLTR L/O
04/08/15	8057	PCR CASH	10,000.00	REPLENISH ATM MACHINES-APRIL EVENTS
04/08/15	8058	CNC EQUESTRIAN MANAGEMENT	1,424.55	REIMBURSE FOR SUPPLIES EXPENSE
04/09/15	8059	AR-040415 KRISTEN ROSS	300.00	SEC DEPOSIT REFUND
04/09/15	8060	AR-040515 HORTENCIA ALVAREZ	250.00	WEB, SOCIAL, E-MAIL & TXT MKTG-FEB
04/09/15	8061	BAY ALARM	135.00	SERVICE CALL
04/09/15	8062	CAPITOL PROTECTION INC.	971.69	EVENT SECURITY SERVICES
04/09/15	8063	CULLIGAN WATER CONDITIONING	70.85	WATER FILTER SERVICE
04/09/15	8064	VOID CHECK	0.00	DATA ENTRY ERROR
04/09/15	8065	MRC SMART TECHNOLOGY SOLUTIONS	884.60	CONTRACT OVERAGE CHGS-COLOR COPIES



04/09/15	8066 OFFICE DEPOT	153.56 OFFICE SUPPLIES
04/09/15	8067 TERMINIX-INLAND COMMERCIAL	660.00 PEST CONTROL
04/09/15	8068 VERIZON	284.99 MONTHLY FIOS CHARGES
04/09/15	8069 YOUNG'S MARKET CO.	491.16 ALCOHOL INVENTORY
04/15/15	8070 ANHEUSER BUSCH SALES OF AMERICA	367.50 ALCOHOL INVENTORY
04/15/15	8071 AT&T	552.91 MONTHLY WIRELESS PH GHGS.
04/15/15	8072 CINTAS	428.67 MATS, MOPS, AND UNIFORMS
04/15/15	8073 dex MEDIA	159.00 FACILITY ADVERTISING
04/15/15	8074 DRAPES 4 SHOW, INC.	1,746.52 BANQUET EXPENSE-PIPE AND DRAPE ASS'Y
04/15/15	8075 FED EX	81.76 POSTAGE
04/15/15	8076 HARBOR DISTRIBUTING,LLC	551.00 ALCOHOL INVENTORY
04/15/15	8077 OFFICE DEPOT	193.68 OFFICE SUPPLIES
04/15/15	8078 P & R PAPER SUPPLY COMPANY	1,333.25 BAR AND CLEANING SUPPLIES
04/17/15	8079 PCR CASH	2,500.00 REPLENISH ATM MACHINES-BANQUET EVENTS
04/17/15	8080 PAV-041115 FRANCISCO OSEGUEDA	600.00 SEC DEPOSIT REFUND
04/17/15	8081 AR-041115 VALERIE ROMANDIA	300.00 SEC DEPOSIT REFUND
04/17/15	8082 PAV-101715 CHRIS JURADO	500.00 SEC DEPOSIT REFUND
04/22/15	8083 PCR CASH	10,000.00 REPLENISH ATM MACHINES-APRIL EVENTS
04/22/15	8084 PAV-041815 GINA PELAYO	600.00 SEC DEPOSIT REFUND
04/22/15	8085 AR-041815 NINA PEREA	250.00 SEC DEPOSIT REFUND
04/22/15	8086 BOARD OF EQUALIZATION	3,353.00 EVENT SECURITY SERVICES
04/22/15	8087 CAPITOL PROTECTION INC.	653.25 EVENT SECURITY SERVICES
04/22/15	8088 CLEAN SWEEP SUPPLY CO.	852.60 CLEANING SUPPLIES
04/22/15	8089 COASTAL CARBONIC	110.21 CARBO CHARGER-PATIO CAFÉ
04/22/15	8090 CSG	200.00 CONFIGURE AND INSTALL COMP. SOFTWARE
04/22/15	8091 GINA GARCIA	85.00 MONTHLY CLEAN-RODEO HOUSE
04/22/15	8092 KIKI'S INDUSTRIAL JANITORIAL SERVICE	2,475.00 MONTHLY FACILITY CLEAN, RR & TRASH ATT.
04/22/15	8093 MX TROPHIES.COM	1,420.00 SPEEDWAY PROMOTIONAL EXPENSE
04/22/15	8094 OFFICE DEPOT	75.87 OFFICE SUPPLIES
04/22/15	8095 SATSUMA LANDSCAPE	8,674.00 MONTHLY LANDSCAPING FEES-MARCH
04/22/15	8096 SOUTHERN CALIFORNIA EDISON	8,179.78 MONTHLY UTILITY CHG. MAR/APRIL.
04/22/15	8097 SOUTHERN WINE & SPIRITS	1,477.10 ALCOHOL INVENTORY
04/22/15	8098 STAPLES LINK	4.35 OFFICE SUPPLIES
04/22/15	8099 YOUNG'S MARKET CO.	1,082.04 ALCOHOL INVENTORY
04/22/15	8100 CSG	2,431.48 COMPUTER PURCHASE-M. FRIEDMAN
04/27/15	8101 7UP/RC BOTTLING OF S.CALIFORNIA	714.17 ALCOHOL INVENTORY
04/27/15	8102 ANHEUSER BUSCH SALES OF AMERICA	1,241.00 ALCOHOL INVENTORY
04/27/15	8103 CAPITOL PROTECTION INC.	273.00 WEB,SOCIAL,E-MAIL & TXT MKTG-FEB
04/27/15	8104 CINTAS	945.53 MATS, MOPS, AND UNIFORMS


04/27/15	8105 CITY OF INDUSTRY	3,262.65	3 YD FRT LOAD SERV, ROLLOFF, DUMP FEES-APRIL
04/27/15	8106 CNC EQUESTRIAN MANAGEMENT	5,000.00	MONTHLY MGMT FEE-MAY
04/27/15	8107 HADDICK'S TOWING INC.	501.02	SERVICE STAKE BED TRUCK
04/27/15	8108 HARBOR DISTRIBUTING,LLC	2,345.00	ALCOHOL INVENTORY
04/27/15	8109 iHeartMEDIA	1,715.00	PROMOTIONAL EXPENSE-SPEEDWAY
04/27/15	8110 KIKI'S INDUSTRIAL JANITORIAL SERVICE	475.00	RR & TRASH ATT. MA-041615 ANG. CYN.DOG CLUB
04/27/15	8111 MATTHEW MALDONADO	975.00	WEB, SOCIAL, E-MAIL & TXT MKTG-APRIL
04/27/15	8112 MRC SMART TECHNOLOGY SOLUTIONS	435.56	CONTRACT OVERAGE CHGS-COLOR COPIES
04/27/15	8113 OFFICE DEPOT	91.36	OFFICE SUPPLIES
04/27/15	8114 ORBIT PRINTING	43.60	MEDIA NIGHT POSTCARD-SPEEDWAY
04/27/15	8115 P & R PAPER SUPPLY COMPANY	363.24	BAR AND CLEANING SUPPLIES
04/27/15	8116 ROBINSONS FLOWERS	63.77	SYMPATHY ARRANGEMENT-MARIA DELEON
04/27/15	8117 STAPLES LINK	99.48	OFFICE SUPPLIES
04/27/15	8118 YOUNG'S MARKET CO.	378.96	ALCOHOL INVENTORY
04/27/15	8119 PCR CASH	2,500.00	REPLENISH ATM MACHINES-BANQUET EVENTS
04/27/15	8120 PAV-041915 HARVARDSQUARE2	600.00	SEC DEPOSIT REFUND
04/27/15	8121 VOID CHECK	0.00	DATA ENTRY ERROR
04/27/15	8122 OFFICE DEPOT	287.94	OFFICE SUPPLIES
04/27/15	8123 ROGERS, CLEM & CO.	1,750.00	MONTHLY CONSULTING FEE-MARCH
04/27/15	8124 VERIZON	482.38	MONTHLY PHONE CHGS-MAR/APRIL.
04/27/15	8125 VOID CHECK	0.00	DATA ENTRY ERROR
04/29/15	8126 PAV-042515 GLEN LOONEY	500.00	SEC DEPOSIT REFUND
04/29/15	8127 AR-042515 DEBRA DIXON	300.00	SEC DEPOSIT REFUND
04/29/15	8128 PCR CASH	2,500.00	REPLENISH ATM MACHINES-BANQUET EVENTS
04/29/15	8129 BROWN & BROWN OF CALIFORNIA INC.	1,200.00	TULIP INS CHGS.-12 BANQUET EVENTS
04/29/15	8130 CNC EQUESTRIAN MANAGEMENT	34,099.22	PAYROLL-MAY
04/29/15	8131 SOUTHERN CALIFORNIA EDISON	9,205.41	MONTHLY UTILITY CHG. APRIL/MAY
04/29/15	8132 STAPLES LINK	124.46	OFFICE SUPPLIES
04/29/15	8133 PCR CASH	2,459.87	REPLENISH PETTY CASH-APRIL REC.
04/30/15	8134 PCR CASH	10,000.00	REPLENISH ATM MACHINES- EVENTS

---

**TOTAL**                    **\$218,574.47**

*CIVIC-RECREATIONAL-INDUSTRIAL AUTHORITY*

ITEM NO. 5.3



## Memorandum

To: Kevin Radecki, Executive Director  
Civic-Recreational-Industrial-Authority

From: Carol Perez, Operations Mgr.  
Industry Hills Expo Center

Re: 2016 License Agreements

Date: May 6, 2015

---


Below for CRIA Board consideration is for the Industry Hills Expo Center to enter into the following License Agreement:

Licensee Agreement #MA-012316 – To enter into an agreement with Los Angeles County Parks & Recreation for a one-day event scheduled for January 23, 2016 for a countywide cheer competition. This event consists of over 500 youth participants and over 1,500 spectators in attendance. This is an annual event with a base contract of \$1,100. Both parking & concession sales have been profitable the last 8 years with very little overhead. The promoter is a prompt payee.

Licensee Agreement #MA-052416 – To enter into an agreement with Workman High School. The event is scheduled for one-day, May 24, 2016 for the 2016 graduating class. There will be about 300 participants and over 3,000 spectators. The Grand Arena is donated to the school. Expo Center collects over \$4,000 in parking fees to help with the overhead costs.

I recommend the approval of all the agreements before the CRIA board.

By: Carol J. Perez  
Operations Manager

  
Signature

*CIVIC-RECREATIONAL-INDUSTRIAL AUTHORITY*

ITEM NO. 6.1

---

---

CIVIC-RECREATIONAL-INDUSTRIAL AUTHORITY  
CITY OF INDUSTRY, CALIFORNIA  
REGULAR MEETING MINUTES  
MARCH 11, 2015  
PAGE 1

---

---

**CALL TO ORDER**

The Regular Meeting of the Civic-Recreational-Industrial Authority of the City of Industry, California, was called to order by Chairman Howard Lim at 9:00 a.m. in the City of Industry Council Chamber, 15651 East Stafford Street, California.

**FLAG SALUTE**

The flag salute was led by Chairman Lim.

**ROLL CALL**

PRESENT: Howard Lim, Chairman  
Dean Marshall, Vice Chairman  
David Carmany, Board Member  
L. Ronald Cipriani, Board Member  
Dave Youpa, Board Member

STAFF PRESENT: Gregory M. Murphy, Deputy General Counsel; Cecelia Dunlap, Assistant Secretary; John Ballas, Engineer; and Carol Perez, Expo Center Manager.

**PUBLIC COMMENTS**

There were no public comments.

**STATUS REPORT ON EXPO CENTER**

Expo Center Manager Perez informed the Board Members of the activities occurring at the Expo Center.

**CONSIDERATION OF REGISTER OF DEMANDS SUBMITTED BY THE INDUSTRY HILLS EXPO CENTER**

MOTION BY BOARD MEMBER CARMANY, AND SECOND BY BOARD MEMBER CIPIRANI TO RECEIVE AND FILE THE REGISTER OF DEMANDS SUBMITTED BY THE INDUSTRY HILLS EXPO CENTER. MOTION CARRIED 5-0.

**CONSIDERATION OF THE MINUTES OF THE JANUARY 7, 2015 REGULAR MEETING**

---

---

CIVIC-RECREATIONAL-INDUSTRIAL AUTHORITY  
CITY OF INDUSTRY, CALIFORNIA  
REGULAR MEETING MINUTES  
MARCH 11, 2015  
PAGE 2

---

---

MOTION BY VICE CHAIRMAN MARSHALL, AND SECOND BY SECOND BY BOARD MEMBER YOUPA TO APPROVE AS SUBMITTED. MOTION CARRIED 4-0, WITH BOARD MEMBER CARMANY ABSTAINING DUE TO HIS ABSENCE FROM THE MEETING.

**CONSIDERATION OF REGISTER OF DEMANDS SUBMITTED BY THE FINANCE DEPARTMENT**

MOTION BY BOARD MEMBER YOUPA, AND SECOND BY BOARD MEMBER CIPRIANI TO APPROVE THE REGISTER OF DEMANDS AND AUTHORIZE THE APPROPRIATE PERSONNEL TO PAY THE BILLS. MOTION CARRIED 5-0.

**CONSIDERATION OF CIVIC-RECREATIONAL-INDUSTRIAL AUTHORITY FINANCIAL REPORT FOR JANUARY 2015**

MOTION BY BOARD MEMBER CIPRIANI, AND SECOND BY VICE CHAIRMAN MARSHALL TO RECEIVE AND FILE REPORT. MOTION CARRIED 5-0.

**ADJOURNMENT**

There being no further business, the Civic-Recreational-Industrial Authority adjourned.

---

Howard Lim, Chairman

---

Cecelia Dunlap, Assistant Secretary

*CIVIC-RECREATIONAL-INDUSTRIAL AUTHORITY*

ITEM NO. 6.2



**CIVIC-RECREATIONAL INDUSTRIAL AUTHORITY**  
AUTHORIZATION FOR PAYMENT OF BILLS  
Board Meeting May 13, 2015

<u>FUND</u>	<u>DESCRIPTION</u>	DISBURSEMENTS
360	INDUSTRY HILLS EXPO OPERATING ACCOUNT	115,449.02

<u>BANK</u>	<u>DESCRIPTION</u>	DISBURSEMENTS
WFCK	WELLS FARGO CHECKING	115,449.02

**Civic-Recreational Industrial Authority  
Wells Fargo Voided Checks  
May 13, 2015**

Check	Date		Payee Name	Check Amount
<b>CRIA.WF.CHK - CRIA Wells Fargo Checking</b>				
10406	04/08/2015		AIR-BREE, INC	(\$3,200.00)
	Invoice	Date	Description	Amount
	14087	02/25/2015	VOIDED - NSF	(\$3,200.00)

Checks	Status	Count	Transaction Amount
	Total	1	(\$3,200.00)

**Civic-Recreational Industrial Authority**  
**Board Meeting**  
**May 13, 2015**

Check	Date		Payee Name	Check Amount
<b>CRIA.WF.CHK - CRIA Wells Fargo Checking</b>				
10417	04/15/2015		<b>SNOWDEN ELECTRIC COMPANY,</b>	\$9,891.00
	Invoice	Date	Description	Amount
	15-0118	01/31/2015	RE-LAMP EXISTING 400-WATT LUMINARIES	\$9,891.00
10418	04/20/2015		<b>AIR-BREE, INC</b>	\$3,200.00
	Invoice	Date	Description	Amount
	14087	02/25/2015	REPLACE A/C UNIT AT EXPO GUARD SHACK	\$3,200.00
10419	05/13/2015		<b>AIR-BREE, INC</b>	\$8,848.54
	Invoice	Date	Description	Amount
	14094	03/06/2015	REMOVE/REPLACE SWAMP COOLER & A/C UNIT IN	\$127.50
	14100	03/11/2015	MAINT ON HEATING & AIR SYSTEMS	\$1,828.08
	14101	03/11/2015	REPLACEMENT OF NEW LYRIC HONEYWELL WIFI	\$1,392.96
	14125	04/07/2015	REMOVE/REPLACE SWAMP COOLER & A/C UNIT IN	\$1,640.00
	14126	04/07/2015	REMOVE/REPLACE SWAMP COOLER & A/C UNIT IN	\$3,860.00
10420	05/13/2015		<b>BURKE, WILLIAMS &amp; SORENSEN,</b>	\$2,178.00
	Invoice	Date	Description	Amount
	187781	04/09/2015	LEGAL SVC - MARCH 2015	\$2,178.00
10421	05/13/2015		<b>CITY OF INDUSTRY</b>	\$950.17
	Invoice	Date	Description	Amount
	2015-00000013	03/31/2015	FUEL COST - MARCH 2015	\$528.67
	2015-00000023	04/30/2015	APRIL 2015 FUEL COST	\$421.50
10422	05/13/2015		<b>CLUB CAR - SERVICE AND PARTS</b>	\$12,406.05
	Invoice	Date	Description	Amount
	444403	04/06/2015	2015 CLUB CAR CARRYALL 700 ELECTRIC UTILITY	\$12,406.05
10423	05/13/2015		<b>CNC ENGINEERING</b>	\$7,570.26
	Invoice	Date	Description	Amount
	43273	04/09/2015	EXPO CENTER STANDARDS OF MAINT - MISC	\$1,453.79

**Civic-Recreational Industrial Authority**  
**Board Meeting**  
**May 13, 2015**

Check	Date		Payee Name	Check Amount
<b>CRIA.WF.CHK - CRIA Wells Fargo Checking</b>				
	43274	04/09/2015	IH EXPO - RESURFACING PARKING LOTS &	\$1,520.04
	43330	04/30/2015	EXPO CENTER STANDARDS OF MAINT - MISC	\$2,189.70
	43331	04/30/2015	EXPO CENTER - ELECTRICAL SYS MAINT/REPAIRS	\$506.68
	43332	04/30/2015	IH EXPO - RESURFACING PARKING LOTS &	\$1,900.05
<b>10424</b>	05/13/2015		<b>CRIA-EQUESTRIAN CENTER</b>	<b>\$67,000.00</b>
	Invoice	Date	Description	Amount
	MAY-15	04/13/2015	OPERATING EXPENSE - MAY 2015	\$67,000.00
<b>10425</b>	05/13/2015		<b>CRIA-PAYROLL ACCOUNT</b>	<b>\$3,000.00</b>
	Invoice	Date	Description	Amount
	APR-15	04/13/2015	REIMBURSE PAYROLL - APRIL 2015	\$3,000.00
<b>10426</b>	05/13/2015		<b>FRAZER, LLP</b>	<b>\$1,985.00</b>
	Invoice	Date	Description	Amount
	136346	03/31/2015	ACCT SVC - MARCH 2015	\$1,985.00
<b>10427</b>	05/13/2015		<b>GLENN'S REFRIGERATION</b>	<b>\$425.00</b>
	Invoice	Date	Description	Amount
	15840	03/05/2015	REPAIR LEAKING ICE MACHINE INSIDE COWBOY	\$425.00
<b>10428</b>	05/13/2015		<b>SNOWDEN ELECTRIC COMPANY,</b>	<b>\$1,090.00</b>
	Invoice	Date	Description	Amount
	15-0180	03/31/2015	RE-LAMP EXISTING 400-WATT LUMINARIES	\$1,090.00
<b>10429</b>	05/13/2015		<b>TERMINIX</b>	<b>\$105.00</b>
	Invoice	Date	Description	Amount
	343884718	04/02/2015	SVC - EXPO CENTER	\$105.00

**Civic-Recreational Industrial Authority**  
**Board Meeting**  
**May 13, 2015**

Check	Date	Payee Name	Check Amount
-------	------	------------	--------------

CRIA.WF.CHK - CRIA Wells Fargo Checking

Checks	Status	Count	Transaction Amount
	Total	13	\$118,649.02

*CIVIC-RECREATIONAL-INDUSTRIAL AUTHORITY*

ITEM NO. 6.3

CIVIC-RECREATIONAL-INDUSTRIAL-AUTHORITY  
CITY OF INDUSTRY

FINANCIAL STATEMENTS

March 31, 2015

CIVIC-RECREATIONAL-INDUSTRIAL-AUTHORITY  
CITY OF INDUSTRY

FINANCIAL STATEMENTS

March 31, 2015

TABLE OF CONTENTS

	<u>Page</u>
Executive Summary	1 – 3
Balance Sheet as of March 31, 2015	4
Statement of Operations for the month and year to date ended March 31, 2015	5
Statement of Cash Flows – Industry Hills Expo Center for the nine months ended March 31, 2015	6
Schedule of Revenues and Expenses – Industry Hills Expo Center for the month and year to date ended March 31, 2015 - Schedule 1	7 – 8
Schedule of Revenues and Expenditures – Capital Projects Fund for the month and year to date ended March 31, 2015 - Schedule 2	9

Note: The presentation of these financial statements do not conform with Governmental Accounting Standards Board statement number 34 – Basic Financial Statements – and Management Discussion and Analysis – for State and Local Governments and do not include all the disclosures required by this pronouncement.



CIVIC-RECREATIONAL-INDUSTRIAL-AUTHORITY  
CITY OF INDUSTRY

EXECUTIVE SUMMARY  
FINANCIAL STATEMENTS  
March 31, 2015

**Expo Center Operations**

During the month ended March 31, 2015, we held seven events in the Pavilion and five events in the Avalon Room with contracts totaling \$35,339.

In the Grand Arena we held four events with contracts totaling \$29,672. These events were: Parelli Emotional Fitness Seminar: Horsemanship Clinic, IFS – MMA /Muay Thai/Boxing, California Junior Rodeo Association, and California Junior Rodeo Association – District 8.

During the month ended March 31, 2015, we held no events in Industry Racing.

At March 31, 2015, our financial statements reflect the following activity:

<u>Expo Center Operations</u>	<u>Month Ended</u> <u>3/31/2015</u>	<u>Year To Date</u> <u>3/31/2015</u>	<u>Annual Budget</u> <u>2014-2015</u>	<u>% of Annual</u> <u>Budget</u>
Total revenues	\$ 65,276	\$ 815,682	\$ 1,328,300	61%
Expenses:				
Direct Expo Center expenses	52,086	609,776	979,500	62%
General and administrative expenses	74,716	879,033	1,155,500	76%
Total direct Expo Center expenses	126,802	1,488,809	2,135,000	70%
Net loss from operations	(61,526)	(673,127)	(806,700)	83%
Net loss	\$ (61,526)	\$ (673,127)	\$ (806,700)	83%

We have booked fourteen future banquet events with contracts totaling \$41,964. The amounts do not include any estimates of alcohol and food sales. Event concession sales will vary depending on facilities utilized.

CIVIC-RECREATIONAL-INDUSTRIAL-AUTHORITY  
CITY OF INDUSTRY

EXECUTIVE SUMMARY  
FINANCIAL STATEMENTS  
March 31, 2015

The following is our summarized financial statements by department at March 31, 2015:

<u>Expo Center Operations</u>	Month Ended 3/31/2015	Month Ended 3/31/2015	Month Ended 3/31/2015	Month Ended 3/31/2015	Month Ended 3/31/2015
	<u>Speedway</u>	<u>Facilities</u>	<u>Grand Arena</u>	<u>General and Admin.</u>	<u>Totals</u>
Total revenues	\$ 70	\$ 35,339	\$ 29,672	\$ 195	\$ 65,276
Expenses:					
Direct Expo Center expenses	1,612	23,605	26,869		52,086
General and administrative expenses				74,716	74,716
Total direct Expo Center expenses	<u>1,612</u>	<u>23,605</u>	<u>26,869</u>	<u>74,716</u>	<u>126,802</u>
Net income (loss) from operations	<u>(1,542)</u>	<u>11,734</u>	<u>2,803</u>	<u>(74,521)</u>	<u>(61,526)</u>
Net income (loss) for the month ended	<u>\$ (1,542)</u>	<u>\$ 11,734</u>	<u>\$ 2,803</u>	<u>\$ (74,521)</u>	<u>\$ (61,526)</u>

<u>Expo Center Operations</u>	Year To Date 3/31/2015	Year To Date 3/31/2015	Year To Date 3/31/2015	Year To Date 3/31/2015	Year to Date 3/31/2015
	<u>Speedway</u>	<u>Facilities</u>	<u>Grand Arena</u>	<u>General and Admin.</u>	<u>Totals</u>
Total revenues	\$ 159,433	\$ 367,433	\$ 284,103	\$ 4,713	\$ 815,682
Expenses:					
Direct Expo Center expenses	119,692	217,649	272,435		609,776
General and administrative expenses				879,033	879,033
Total direct Expo Center expenses	<u>119,692</u>	<u>217,649</u>	<u>272,435</u>	<u>879,033</u>	<u>1,488,809</u>
Net income (loss) from operations	<u>39,741</u>	<u>149,784</u>	<u>11,668</u>	<u>(874,320)</u>	<u>(673,127)</u>
Net income (loss) year to date	<u>\$ 39,741</u>	<u>\$ 149,784</u>	<u>\$ 11,668</u>	<u>\$ (874,320)</u>	<u>\$ (673,127)</u>

CIVIC-RECREATIONAL-INDUSTRIAL-AUTHORITY  
CITY OF INDUSTRY

EXECUTIVE SUMMARY  
FINANCIAL STATEMENTS  
March 31, 2015

**CRIA Capital Assets**

In accordance with GASB 34, the Civic-Recreational-Industrial-Authority (referred to as "CRIA") is required to capitalize and depreciate their capital assets. The capital assets net of accumulated depreciation at March 31, 2015 amounted to \$9,471,613. This amount represents the cost of capital assets purchased or constructed over the years at the Industry Hills Expo Center and surrounding areas. No depreciation expense has been recorded in the statement of operations for the period ended March 31, 2015. It is the accounting policy of the CRIA to record annual depreciation expense subsequent to the completion of the June 30, 2015 annual audit.

**Capital Projects Operations**

The capital projects fund reflects expenditures for capital improvements and operational costs. Operational costs include Board and staff salaries, professional services and miscellaneous items.

At March 31, 2015, our financial statements reflect the following activity:

<u>Capital Projects Fund</u>	<u>Month Ended</u> <u>3/31/2015</u>	<u>Year To Date</u> <u>3/31/2015</u>	<u>Annual Budget</u> <u>2014-2015</u>
Total revenues	\$ 1	\$ 265	\$ 410
Expenditures			
General and administrative expenses	16,530	345,484	235,800
Total expenses	<u>16,530</u>	<u>345,484</u>	<u>235,800</u>
Net loss	<u>\$ (16,529)</u>	<u>\$ (345,219)</u>	<u>\$ (235,390)</u>

CIVIC-RECREATIONAL-INDUSTRIAL-AUTHORITY  
CITY OF INDUSTRY

BALANCE SHEET  
AS OF MARCH 31, 2015

		Capital Projects	Expo Center
<b>ASSETS</b>			
<b>CURRENT ASSETS:</b>			
Cash and cash equivalents	\$	23,962	\$ 284,943
Investments		145,849	
Accounts receivable, net			37,183
Inventories			44,934
Deposits			3,000
Total current assets		169,811	370,060
<b>CAPITAL ASSETS, net</b>			9,471,613
Total assets	\$	169,811	\$ 9,841,673
<b>LIABILITIES AND FUND EQUITY</b>			
<b>CURRENT LIABILITIES</b>			
Accounts payable	\$		\$ 52,701
Sales tax payable			3,353
Advance rental payments			112,829
Security deposits			49,850
Total current liabilities			218,733
<b>FUND EQUITY:</b>			
Fund balance		169,811	9,622,940
Total liabilities and fund equity	\$	169,811	\$ 9,841,673

CIVIC-RECREATIONAL-INDUSTRIAL-AUTHORITY  
CITY OF INDUSTRY

STATEMENT OF OPERATIONS  
FOR THE MONTH AND YEAR TO DATE ENDED MARCH 31, 2015

	CAPITAL PROJECTS				EXPO CENTER			
	MONTH ENDED	YEAR TO DATE	2014-2015 ANNUAL	% OF ANNUAL	MONTH ENDED	YEAR TO DATE	2014-2015 ANNUAL	% OF ANNUAL
	3/31/2015	3/31/2015	BUDGET	BUDGET	3/31/2015	3/31/2015	BUDGET	BUDGET
<b>REVENUES:</b>								
Expo center revenues	\$	\$	\$		\$ 65,276	\$ 815,682	\$ 1,328,300	61%
Other revenues	1	265	410	65%				
Total revenues	1	265	410	65%	65,276	815,682	1,328,300	61%
<b>EXPENDITURES:</b>								
General and administrative expenses	16,530	345,484	235,800	147%	74,716	879,033	1,155,500	76%
Operating expenses					52,086	609,776	979,500	62%
Total expenses	16,530	345,484	235,800	147%	126,802	1,488,809	2,135,000	70%
<b>EXCESS OF EXPENDITURES OVER REVENUES</b>	(16,529)	(345,219)	(235,390)	147%	(61,526)	(673,127)	(806,700)	83%
<b>OTHER FINANCING SOURCES</b>	63,097	451,570	235,800	192%	67,000	603,000	806,800	75%
<b>EXCESS OF REVENUES AND OTHER FINANCING SOURCES OVER EXPENDITURES/(EXCESS OF EXPENDITURES OVER REVENUES AND OTHER FINANCING SOURCES)</b>	46,568	106,351	\$ 410		5,474	(70,127)	\$ 100	
Fund balance, beginning	123,243	63,460			9,617,466	9,693,067		
Fund balance, ending	\$ 169,811	\$ 169,811			\$ 9,622,940	\$ 9,622,940		

CIVIC-RECREATIONAL-INDUSTRIAL-AUTHORITY  
CITY OF INDUSTRY

INDUSTRY HILLS EXPO CENTER  
STATEMENT OF CASH FLOWS  
FOR THE NINE MONTHS ENDED MARCH 31, 2015

				AMOUNT
<b>CASH FLOWS FROM OPERATING ACTIVITIES</b>				
	Net loss before transfers and other credits			\$ (673,127)
	Adjustments to reconcile net loss to net cash used			
	in operating activities:			
	Change in operating assets and liabilities			
	Accounts receivable			22,285
	Inventories			(15,477)
	Accounts payable			(78,346)
	Sales tax payable			(928)
	Advance rental payments			6,279
	Security deposits			3,075
	Net cash used in operating activities			<u>(736,239)</u>
<b>CASH FLOWS FROM NON-CAPITAL FINANCING ACTIVITIES</b>				
	Other financing sources			603,000
<b>NET CHANGE IN CASH</b>				<b>(133,239)</b>
	Cash at July 1, 2014			418,182
	Cash at March 31, 2015			<u>\$ 284,943</u>

CIVIC-RECREATIONAL-INDUSTRIAL-AUTHORITY  
CITY OF INDUSTRY

Schedule 1  
Page 1

INDUSTRY HILLS EXPO CENTER  
SCHEDULE OF REVENUES AND EXPENSES  
FOR THE MONTH AND YEAR TO DATE ENDED MARCH 31, 2015

	MONTH ENDED	YEAR TO DATE	ANNUAL	% OF
Expo Center Operations	3/31/2015	3/31/2015	BUDGET	ANNUAL
			2014-2015	BUDGET
<b>Revenues</b>				
Facilities rentals	\$ 14,502	\$ 167,039	\$ 213,900	78%
Facilities rentals - bar sales	16,636	159,784	245,800	65%
Facilities - security	2,214	25,941	46,800	55%
Facilities - food	37	1,321	1,200	110%
Facilities - insurance			8,500	0%
Facilities - other	1,950	13,348	9,400	142%
Grand Arena - special events rentals	4,300	62,073	75,400	82%
Grand Arena - outdoor arena rentals	-	3,200	3,100	103%
Grand Arena - show barn stall rentals	1,711	11,707	41,200	28%
Grand Arena - shaving sales	1,285	13,594	19,300	70%
Grand Arena - security	506	3,105	14,600	21%
Grand Arena - trailer parking	240	7,185	8,900	81%
Grand Arena - bar sales	7,939	61,681	148,500	42%
Grand Arena - food	11,425	64,787	108,500	60%
Grand Arena - feed sales		206	500	41%
Grand Arena - other	2,266	56,565	105,900	53%
Speedway - Merchandise		7,771	8,100	96%
Speedway - Bar		38,454	65,800	58%
Speedway - Prize Money	70	23,411	40,300	58%
Speedway - General Admission		35,560	69,900	51%
Speedway - Food		30,396	50,300	60%
Speedway - Parking		11,985	15,400	78%
Speedway - Other		11,856	18,500	64%
G&A- Other	195	4,713	8,500	55%
Total revenues	65,276	815,682	1,328,300	61%
<b>Expo expenses</b>				
Cost of sales	5,083	65,730	123,800	53%
Bar supplies	68	482	2,400	20%
Promotional banquet	1,252	6,821	12,300	55%
Feed		194	500	39%
Contract labor/wages	23,418	255,966	323,300	79%
Furniture/fixtures & equipment	5,140	22,073	3,700	597%
Miscellaneous	1,293	25,447	35,900	71%
Promotional	2,034	26,572	39,000	68%
Property maintenance		9,040	69,700	13%
Repairs and maintenance			100	0%
Security - Grand Arena	3,676	13,775	24,200	57%
Security - Facilities	2,463	26,229	45,900	57%
Security - Speedway		11,830	16,300	73%
Shavings	761	10,471	15,100	69%
Supplies	2,719	43,425	60,100	72%
Equipment rental	71	631	900	70%
Special event concessions	3,968	28,648	54,700	52%
Bad debt expense			17,300	0%
Speedway- Merchandise		1,355	8,700	16%
Speedway- Insurance	-	12,727	17,500	73%
Speedway - Prize money		24,455	39,600	62%
Speedway- Outside services	140	23,905	68,500	35%
Total Expo expenses	52,086	609,776	979,500	62%
<b>Operating income before direct</b>				
G & A and CRIA indirect expenses	13,190	205,906	348,800	59%

INDUSTRY HILLS EXPO CENTER  
SCHEDULE OF REVENUES AND EXPENSES  
FOR THE MONTH AND YEAR TO DATE ENDED MARCH 31, 2015

	MONTH ENDED	YEAR TO DATE	ANNUAL	% OF
<u>Expo Center Operations</u>	<u>3/31/2015</u>	<u>3/31/2015</u>	<u>BUDGET</u>	<u>ANNUAL</u>
			<u>2014-2015</u>	<u>BUDGET</u>
Direct general and administrative expenses				
Office supplies	300	3,303	14,300	23%
Travel and meetings	460	4,354	5,300	82%
Dues, subscriptions, books, etc.		475	400	119%
Equipment rental/lease	542	2,825	800	353%
Furniture/fixtures & equipment		1,429	3,200	45%
Legal advertising/printing			300	0%
Telephone	1,396	12,757	22,000	58%
Postage	138	5,206	4,900	106%
Miscellaneous	3,148	7,689	15,300	50%
Professional services	9,495	97,039	128,100	76%
Repairs and equipment	-	8,179	3,900	210%
Vehicle expenses	244	28,554	33,900	84%
Insurance and bonds	12,069	12,069	13,100	92%
Supplies	2,731	29,961	36,500	82%
Contract labor/administrative wages	32,415	313,091	407,400	77%
Property maintenance	9,562	241,023	315,300	76%
Utilities	2,216	111,079	150,800	74%
Total direct general and administrative expenses	74,716	879,033	1,155,500	76%
Expo Center operating loss	\$ (61,526)	\$ (673,127)	\$ (806,700)	83%



CIVIC-RECREATIONAL-INDUSTRIAL-AUTHORITY  
CITY OF INDUSTRY

Schedule 2

CAPITAL PROJECTS  
SCHEDULE OF REVENUES AND EXPENDITURES  
FOR THE MONTH AND YEAR TO DATE ENDED MARCH 31, 2015

		MONTH ENDED	YEAR TO DATE	ANNUAL	
REVENUES		3/31/2015	3/31/2015	BUDGET	% OF ANNUAL
				2014-2015	BUDGET
Other revenues	\$	1	\$ 265	\$ 410	65%
<b>GENERAL AND ADMINISTRATIVE EXPENSES</b>					
Salaries - board		2,725	24,530	37,000	66%
Payroll taxes		209	1,877	3,000	63%
Miscellaneous		16	384	500	77%
Legal		5,441	46,111	30,000	154%
Professional services		2,665	5,662	15,000	38%
Accounting		2,305	20,729	20,000	104%
Audit services			12,100	15,000	81%
Planning, Survey and Design		-	40,546		
Advertising and Printing			3,776		
General engineering		3,064	29,396	29,000	101%
Printing/photography				300	
Property maintenance		105	115,900	45,000	258%
Insurance and bonds			44,473	41,000	109%
Total general and administrative expenses		16,530	345,484	235,800	147%
<b>EXCESS OF EXPENDITURES OVER</b>					
REVENUES	\$	(16,529)	\$ (345,219)	\$ (235,390)	147%

*CIVIC-RECREATIONAL-INDUSTRIAL AUTHORITY*

ITEM NO. 6.4

RESOLUTION NO. CRIA 2015-01

A RESOLUTION OF THE CIVIC-RECREATIONAL-INDUSTRIAL AUTHORITY OF THE CITY OF INDUSTRY, CALIFORNIA, APPROVING A BUDGET FOR THE FISCAL YEAR 2015-2016.

THE CIVIC-RECREATIONAL-INDUSTRIAL AUTHORITY OF THE CITY OF INDUSTRY, CALIFORNIA, DOES HEREBY RESOLVE AS FOLLOWS:

Section 1. The Civic-Recreational-Industry Authority Budget for the fiscal year 2015-2016 is hereby approved.

Section 2. The Secretary shall certify to the passage and adoption of this resolution and enter it into the book of original resolutions.

PASSED, APPROVED AND ADOPTED this 13<sup>th</sup> day of May 2015.

---

Howard Lim  
Chairman

ATTEST:

---

Cecelia Dunlap  
Assistant Secretary

**Civic-Recreational  
Industrial Authority  
Proposed Budget**

Fiscal Year 2015-2016

CIVIC- RECREATIONAL-INDUSTRIAL AUTHORITY  
PROPOSED ANNUAL BUDGET  
FISCAL YEAR 2015-2016

TABLE OF CONTENTS

	<u>PAGE NO.</u>
PROJECTED CASH AND INVESTMENT BALANCES	1
REVENUE SUMMARY	2
EXPENDITURE SUMMARY	3
SCHEDULE OF TRANSFERS IN (OUT)	4
CAPITAL PROJECT FUND ADMINISTRATIVE EXPENDITURES	5
INDUSTRY HILLS EXPO CENTER GENERAL EXPENDITURES	6
INDUSTRY HILLS EXPO CENTER SPEEDWAY EVENTS EXPENDITURES	7
INDUSTRY HILLS EXPO CENTER BANQUET EXPENDITURES	8
INDUSTRY HILLS EXPO CENTER GRAND ARENA EXPENDITURES	9
INDUSTRY HILLS EXPO CENTER ADMINISTRATIVE EXPENDITURES	10

CIVIC- RECREATIONAL-INDUSTRIAL AUTHORITY  
 PROPOSED ANNUAL BUDGET  
 PROJECTED CASH AND INVESTMENT AVAILABLE BALANCES  
 FISCAL YEAR 2015-2016

	PROJECTED AVAILABLE BALANCE	PROPOSED REVENUES	PROPOSED EXPENSE	TRANSFERS IN FROM OTHER FUNDS	TRANSFERS OUT TO OTHER FUNDS	PROJECTED AVAILABLE BALANCE
	JUNE 30, 2015	2015-2016	2015-2016	2015-2016	2015-2016	JUNE 30, 2016
360 CIVIC RECREATIONAL INDUSTRIAL AUTH	\$ 169,654	\$ 420	\$ (500,500)	\$ 1,082,500	\$ (582,000)	\$ 170,074
361 EXPO CENTER	243,238	1,485,200	(2,068,000)	582,000	-	242,438
PROJECTED ENDING CASH AND INVESTMENT BALANCES	<u>\$ 412,892</u>	<u>\$ 1,485,620</u>	<u>\$ (2,568,500)</u>	<u>\$ 1,664,500</u>	<u>\$ (582,000)</u>	<u>\$ 412,512</u>

CIVIC- RECREATIONAL-INDUSTRIAL AUTHORITY  
 PROPOSED ANNUAL BUDGET  
 PROPOSED REVENUES  
 FISCAL YEAR 2015-2016

	ADOPTED BUDGET 2013-14	AMENDED BUDGET 2013-14	ACTUAL 2013-14	ADOPTED BUDGET 2014-15	ACTUAL 3/31/2015	PROPOSED BUDGET 2015-16
<b>CRIA REVENUES</b>						
4300.01 BANK INTEREST INCOME	\$ 810	\$ 810	\$ 3	\$ 10	\$ 3	\$ 10
4300.02 INVESTMENT INTEREST	-	-	358	400	262	410
TOTAL	<u>\$ 810</u>	<u>\$ 810</u>	<u>\$ 361</u>	<u>\$ 410</u>	<u>\$ 265</u>	<u>\$ 420</u>
<b>EXPO SPEEDWAY</b>						
8142 BAR SALES	\$ 60,700	\$ 60,700	\$ 77,906	\$ 65,800	\$ 38,454	\$ 70,800
8165 CONCESSION SALES	36,200	36,200	50,713	50,300	30,396	54,500
8156 VENDOR FEE	1,600	1,600	2,109	1,300	774	1,900
8157 PARKING FEES	12,900	12,900	26,487	15,400	11,985	22,900
4440 MISCELLANEOUS INCOME	-	-	645	-	652	1,300
4510 MERCHANDISE INCOME	5,700	5,700	24,996	8,100	7,771	15,700
8140 RIDER PRIZE MONEY	27,500	27,500	70,125	40,300	23,411	51,000
8149 BACK GATE ADMISSION- SPEEDWAY	-	-	-	-	-	-
8150 SPEEDWAY - GENERAL ADMISSION	63,700	63,700	128,214	69,900	35,561	68,200
8179 SPEEDWAY SPONSORSHIPS	15,300	15,300	21,170	17,200	10,430	22,900
<b>EXPO BANQUET</b>						
8141 BANQUET RENTALS	243,200	243,200	230,343	213,100	166,689	254,800
8142 BAR SALES	230,000	230,000	236,636	245,800	159,783	249,900
8164 SECURITY REVENUE	49,700	49,700	47,671	46,800	25,941	43,400
8165 CONCESSION SALES	2,000	2,000	936	1,200	1,321	1,600
8168 EQUIPMENT RENTAL - BANQUET	800	800	874	800	350	700
8180 RENTER CERT OF INSURANCE	-	-	-	8,500	-	8,800
4440 MISCELLANEOUS INCOME	12,800	12,800	13,384	9,400	13,348	9,200
<b>EXPO GRAND ARENA</b>						
8142 BAR SALES	234,100	234,100	144,990	148,500	61,681	179,200
8164 SECURITY REVENUE	50,900	50,900	18,033	14,600	3,106	14,700
8165 CONCESSION SALES	138,300	138,300	90,603	108,500	64,787	111,700
8168 EQUIPMENT RENTAL - BANQUET	11,000	11,000	5,600	5,900	3,870	7,000
4444 MISCELLANEOUS ARENA INCOME	15,600	15,600	10,672	11,300	2,424	4,600
8035 SHOW BARN STALL RENTAL	43,000	43,000	34,892	41,200	11,707	44,900
8042 LIGHTING	10,800	10,800	10,503	12,400	6,323	11,000
8044 AUDIO/VIDEO TECH SUPPORT	2,500	2,500	940	4,000	-	300
8045 RV PARKING	8,400	8,400	8,815	8,900	7,185	9,800
8046 GROUND PREP FEE	2,900	2,900	3,080	3,100	715	1,900
8151 ARENA RENTALS	59,700	59,700	86,733	75,400	62,073	107,700
8153 SHAVINGS SALES	20,300	20,300	16,809	19,300	13,594	15,900
8155 CLEAN UP & TEAR DOWN FEES	5,900	5,900	8,041	18,800	1,475	6,600
8156 VENDOR FEE	7,600	7,600	6,491	6,100	4,621	6,200
8157 PARKING FEES	81,400	81,400	50,163	44,300	37,138	72,400
8158 OUTDOOR ARENA	5,900	5,900	4,180	3,100	3,200	5,700
8167 FEED SALES	500	500	491	500	206	400
<b>EXPO ADMINISTRATIVE ACCOUNT</b>						
4441 CASH OVER/SHORT	1,900	1,900	84	400	(1,333)	-
4440 MISCELLANEOUS INCOME	8,300	8,300	8,232	8,100	4,713	7,600
TOTAL	<u>\$ 1,471,100</u>	<u>\$ 1,471,100</u>	<u>\$ 1,441,561</u>	<u>\$ 1,328,300</u>	<u>\$ 814,351</u>	<u>\$ 1,485,200</u>
<b>TOTAL REVENUE</b>	<u><u>\$ 1,471,910</u></u>	<u><u>\$ 1,471,910</u></u>	<u><u>\$ 1,441,922</u></u>	<u><u>\$ 1,328,710</u></u>	<u><u>\$ 814,616</u></u>	<u><u>\$ 1,485,620</u></u>

CIVIC- RECREATIONAL-INDUSTRIAL AUTHORITY  
 PROPOSED ANNUAL BUDGET  
 PROPOSED EXPENDITURES  
 FISCAL YEAR 2015-2016

	ADOPTED BUDGET 2013-14	AMENDED BUDGET 2013-14	ACTUAL 2013-14	ADOPTED BUDGET 2014-15	ACTUAL 3/31/2015	PROPOSED BUDGET 2015-16
EXPENDITURE SUMMARY						
CAPITAL PROJECTS FUND						
ADMINISTRATIVE EXPENDITURES	\$ 206,500	\$ 206,500	\$ 273,617	\$ 235,800	\$ 345,457	\$ 500,500
	<u>\$ 206,500</u>	<u>\$ 206,500</u>	<u>\$ 273,617</u>	<u>\$ 235,800</u>	<u>\$ 345,457</u>	<u>\$ 500,500</u>
INDUSTRY HILLS EXPO CENTER						
GENERAL EXPENDITURES	\$ 795,700	\$ 795,700	\$ 1,517,758	\$ 731,400	\$ 562,601	\$ 611,500
SPEEDWAY (EQ)	152,000	152,000	385,174	229,700	119,693	276,200
FACILITY EXPENDITURES	352,300	352,300	310,743	283,400	217,649	305,800
GRAND ARENA EXPENDITURES	729,300	729,300	489,392	466,400	272,436	439,800
ADMINISTRATIVE EXPENDITURES	414,800	414,800	454,646	424,100	315,097	434,700
	<u>\$ 2,444,100</u>	<u>\$ 2,444,100</u>	<u>\$ 3,157,713</u>	<u>\$ 2,135,000</u>	<u>\$ 1,487,476</u>	<u>\$ 2,068,000</u>
TOTAL EXPENSES	<u><u>\$ 2,650,600</u></u>	<u><u>\$ 2,650,600</u></u>	<u><u>\$ 3,431,330</u></u>	<u><u>\$ 2,370,800</u></u>	<u><u>\$ 1,832,933</u></u>	<u><u>\$ 2,568,500</u></u>



CIVIC- RECREATIONAL-INDUSTRIAL AUTHORITY  
 PROPOSED ANNUAL BUDGET  
 SCHEDULE OF TRANSFERS  
 FISCAL YEAR 2015-2016

		TRANSFERS IN	TRANSFERS OUT
1)	CRIA - CAPITAL PROJECTS CITY GENERAL FUND	\$ 1,082,500 -	\$ - (1,082,500)
2)	CRIA - EXPO CENTER CRIA- CAPITAL PROJECTS	582,000 -	- (582,000)
		\$ 1,664,500	\$ (1,664,500)

CIVIC- RECREATIONAL-INDUSTRIAL AUTHORITY  
 PROPOSED ANNUAL BUDGET  
 PROPOSED EXPENDITURES  
 FISCAL YEAR 2015-2016

	ADOPTED BUDGET 2013-14	AMENDED BUDGET 2013-14	ACTUAL 2013-14	ADOPTED BUDGET 2014-15	ACTUAL 3/31/2015	PROPOSED BUDGET 2015-16
CRIA ADMINISTRATION CITY						
5011 BOARD SALARIES	\$ 32,800	\$ 32,800	\$ 34,751	\$ 37,000	\$ 24,530	\$ 37,800
5015 PAYROLL TAXES	3,000	3,000	2,659	3,000	1,877	2,900
5120.01 PROFESSIONAL SERVICES	-	-	10,631	15,000	5,662	8,800
5120.02 LEGAL SERVICES	39,000	39,000	45,169	30,000	46,111	70,900
5120.03 AUDIT SERVICES	15,000	15,000	12,100	15,000	12,100	10,300
5120.04 ACCOUNTING SERVICES	40,000	40,000	25,115	20,000	20,730	31,900
5130 PLANNING, SURVEY AND DESIGN	-	-	15,680	-	40,546	62,400
5900 GENERAL ENGINEERING	1,000	1,000	30,980	29,000	29,396	45,200
8510 PROPERTY MAINTENANCE	39,000	39,000	55,510	45,000	115,900	178,200
5570 PRINTING AND PHOTOGRAPHS	500	500	207	300	-	-
5025 MISCELLANEOUS	200	200	374	500	356	600
5012 GENERAL INSURANCE AND BONDING	36,000	36,000	40,441	41,000	44,473	45,600
5640 ADVERTISING AND PRINTING	-	-	-	-	3,776	5,900
TOTAL	<u>\$ 206,500</u>	<u>\$ 206,500</u>	<u>\$ 273,617</u>	<u>\$ 235,800</u>	<u>\$ 345,457</u>	<u>\$ 500,500</u>

CIVIC- RECREATIONAL-INDUSTRIAL AUTHORITY  
 PROPOSED ANNUAL BUDGET  
 EXPO CENTER EXPENDITURES  
 FISCAL YEAR 2015-2016

	ADOPTED BUDGET 2013-14	AMENDED BUDGET 2013-14	ACTUAL 2013-14	ADOPTED BUDGET 2014-15	ACTUAL 3/31/2015	PROPOSED BUDGET 2015-16
<b>CRIA GENERAL ACCOUNT</b>						
5120 OUTSIDE SERVICES	\$ 113,700	\$ 113,700	\$ 104,970	\$ 102,000	\$ 80,410	\$ 109,200
5550 REPAIR AND MAINTENANCE	3,800	3,800	2,411	900	330	2,000
5620 VEHICLE EXPENSES	32,000	32,000	34,284	33,900	28,554	35,700
5630 INSURANCE & BOND	14,300	14,300	26,560	13,100	12,069	12,100
5720 TELEPHONE	2,600	2,600	149	200	-	-
5750 SUPPLIES	12,300	12,300	11,309	10,000	12,782	17,800
6220 CONTRACT LABOR	155,200	155,200	116,621	104,100	75,465	102,800
8040 UTILITIES	138,300	138,300	146,809	150,800	111,079	161,700
8510 PROPERTY MAINTENANCE	320,600	320,600	321,860	315,300	241,023	167,900
9010 FURNITURE, EQUIPMENT & FIXTURES	2,900	2,900	1,327	1,100	889	2,300
6325 DEPRECIATION	-	-	751,458	-	-	-
TOTAL	<u>\$ 795,700</u>	<u>\$ 795,700</u>	<u>\$ 1,517,758</u>	<u>\$ 731,400</u>	<u>\$ 562,601</u>	<u>\$ 611,500</u>

**Capital Improvement Projects Budgeted in the City of Industry's 2015-2016 Budget**

There are three (3) capital improvement projects budgeted in the City of Industry's 2015-2016 budget for Industry Hills and the Expo Center which are as follows

1) Complex sewer line replacements and upgrades	\$ 175,000
2) Grand Arena Painting	425,000
3) Roadway and parking lot resurfacing	960,000
Total	<u>\$ 1,560,000</u>

CIVIC- RECREATIONAL-INDUSTRIAL AUTHORITY  
 PROPOSED ANNUAL BUDGET  
 EXPO CENTER EXPENDITURES  
 FISCAL YEAR 2015-2016

	ADOPTED BUDGET 2013-14	AMENDED BUDGET 2013-14	ACTUAL 2013-14	ADOPTED BUDGET 2014-15	ACTUAL 3/31/2015	PROPOSED BUDGET 2015-16
CRIA SPEEDWAY						
5560 EQUIPMENT RENTAL	\$ 500	\$ 500	\$ 4,250	\$ -	\$ -	\$ -
5630 INSURANCE & BOND	8,500	8,500	5,544	17,500	4,027	19,900
5750 SUPPLIES	10,000	10,000	25,797	31,100	11,138	21,000
5753 CONCESSION SUPPLIES	17,600	17,600	27,840	-	13,665	28,100
5754 BAR SUPPLIES	1,600	1,600	-	-	-	-
5756 AUDIO/VIDEO	2,300	2,300	49	500	-	5,200
5757 PROMOTIONAL EXPENSES	20,500	20,500	69,199	25,200	18,663	41,500
5761 COST OF ALCOHOL	18,900	18,900	17,928	20,100	9,580	17,100
5781 MERCHANDISE	3,600	3,600	21,749	8,700	1,355	8,900
5790 MISCELLANEOUS	-	-	3,447	2,200	-	1,700
5800 CONTRACT LABOR	-	-	6,388	6,400	-	-
6140 SPECIAL SECURITY EXP	10,500	10,500	18,910	16,300	11,831	18,500
6145 RIDER PRIZE MONEY PAYOUT	27,500	27,500	86,324	39,600	24,455	43,400
6220 CONTRACT LABOR - CONCESSIONS	-	-	75,837	37,900	17,825	58,200
6225 OUTSIDE SERVICE	30,500	30,500	19,986	24,200	6,080	10,500
9010 FURNITURE, EQUIPMENT & FIXTURES	-	-	1,926	-	1,074	2,200
TOTAL	\$ 152,000	\$ 152,000	\$ 385,174	\$ 229,700	\$ 119,693	\$ 276,200

CIVIC- RECREATIONAL-INDUSTRIAL AUTHORITY  
 PROPOSED ANNUAL BUDGET  
 EXPO CENTER EXPENDITURES  
 FISCAL YEAR 2015-2016

	ADOPTED BUDGET 2013-14	AMENDED BUDGET 2013-14	ACTUAL 2013-14	ADOPTED BUDGET 2014-15	ACTUAL 3/31/2015	PROPOSED BUDGET 2015-16
CRIA BANQUET						
6220 CONTRACT LABOR	\$ 155,900	\$ 155,900	\$ 150,385	\$ 121,600	\$ 107,705	\$ 12,900
5550 REPAIR AND MAINTENANCE	1,000	1,000	-	-	-	-
5560 EQUIPMENT RENTAL	200	200	24	100	-	100
6120 SECURITY	47,300	47,300	-	45,900	-	39,900
5630 INSURANCE & BOND	-	-	-	8,500	8,700	8,700
8510 PROPERTY MAINTENANCE	6,800	6,800	9,364	8,500	7,006	6,700
5757 PROMOTIONAL EXPENSES	36,900	36,900	8,630	12,300	6,821	8,900
5790 MISCELLANEOUS	8,100	8,100	9,256	800	1,275	1,700
6140 SPECIAL SECURITY EXP	-	-	46,922	-	26,229	146,500
5750 SUPPLIES	12,700	12,700	12,640	13,700	8,617	11,500
5753 CONCESSION SUPPLIES	-	-	503	500	605	800
5754 BAR SUPPLIES	1,500	1,500	2,000	1,600	482	1,100
5761 COST OF ALCOHOL	72,100	72,100	70,369	68,700	39,814	67,000
9010 FURNITURE, EQUIPMENT & FIXTURES	9,800	9,800	650	1,200	10,395	-
TOTAL	<u>\$ 352,300</u>	<u>\$ 352,300</u>	<u>\$ 310,743</u>	<u>\$ 283,400</u>	<u>\$ 217,649</u>	<u>\$ 305,800</u>

CIVIC- RECREATIONAL-INDUSTRIAL AUTHORITY  
 PROPOSED ANNUAL BUDGET  
 EXPO CENTER EXPENDITURES  
 FISCAL YEAR 2015-2016

	ADOPTED BUDGET 2013-14	AMENDED BUDGET 2013-14	ACTUAL 2013-14	ADOPTED BUDGET 2014-15	ACTUAL 3/31/2015	PROPOSED BUDGET 2015-16
CRIA GRAND ARENA						
5560 EQUIPMENT RENTAL	\$ 2,000	\$ 2,000	\$ 819	\$ 900	\$ 631	\$ 900
5750 SUPPLIES	17,500	17,500	16,363	14,800	9,400	15,100
5753 CONCESSION SUPPLIES	81,200	81,200	47,581	54,700	28,648	53,900
5754 BAR SUPPLIES	1,500	1,500	763	800	-	100
5756 AUDIO/VIDEO	34,800	34,800	15,990	10,600	10,512	18,700
5757 PROMOTIONAL EXPENSES	38,400	38,400	10,254	13,800	7,909	10,000
5761 COST OF ALCOHOL	64,200	64,200	34,173	35,000	16,336	44,600
5762 COST OF SHAVINGS	17,100	17,100	13,429	15,100	10,471	12,000
5763 COST OF FEED	700	700	586	500	194	600
5780 BAD DEBT EXPENSE	21,600	21,600	-	17,300	-	-
5790 MISCELLANEOUS	16,500	16,500	12,949	13,300	13,660	14,100
5800 CONTRACT LABOR - CONCESSIONS	82,500	82,500	55,702	59,000	43,058	57,400
6140 SPECIAL SECURITY EXP	74,500	74,500	30,092	24,200	13,775	34,200
6220 CONTRACT LABOR	187,800	187,800	165,227	127,800	97,924	139,500
6225 OUTSIDE SERVICE	30,600	30,600	16,384	14,900	7,280	15,400
8169 RV/VENDOR SPACES	-	-	-	-	-	12,600
8510 PROPERTY MAINTENANCE	40,400	40,400	67,098	61,200	2,034	10,700
9010 FURNITURE, EQUIPMENT & FIXTURES	18,000	18,000	1,982	2,500	10,604	-
TOTAL	<u>\$ 729,300</u>	<u>\$ 729,300</u>	<u>\$ 489,392</u>	<u>\$ 466,400</u>	<u>\$ 272,436</u>	<u>\$ 439,800</u>

CIVIC- RECREATIONAL-INDUSTRIAL AUTHORITY  
 PROPOSED ANNUAL BUDGET  
 EXPO CENTER EXPENDITURES  
 FISCAL YEAR 2015-2016

	ADOPTED BUDGET 2013-14	AMENDED BUDGET 2013-14	ACTUAL 2013-14	ADOPTED BUDGET 2014-15	ACTUAL 3/31/2015	PROPOSED BUDGET 2015-16
CRIA ADMIN ACCOUNT						
5120 OUTSIDE SERVICES	\$ -	\$ -	\$ 15,960	\$ 16,000	\$ 16,629	\$ 100
5120.01 PROFESSIONAL SERVICES	3,800	3,800	-	-	-	16,700
5530 COMPUTER SOFTWARE & SUPPLIES	6,300	6,300	6,713	14,300	3,303	5,900
5550 REPAIR AND MAINTENANCE	1,200	1,200	3,543	3,000	7,849	8,700
5560 EQUIPMENT RENTAL	800	800	648	800	2,825	2,500
5610 TRAVEL AND MEETINGS	4,500	4,500	5,251	5,300	4,354	5,400
5640 ADVERTISING AND PRINTING	3,500	3,500	238	300	-	300
5690 DUES, SUBSCRIPTIONS, BOOKS, ETC	1,100	1,100	745	400	475	900
5720 TELEPHONE	19,800	19,800	19,673	21,800	12,757	17,100
5731 POSTAGE	2,700	2,700	6,873	4,900	5,206	7,600
5750 SUPPLIES	32,400	32,400	33,299	26,500	17,177	26,400
5770 BANK FEES	12,000	12,000	13,647	13,800	5,822	7,500
5790 MISCELLANEOUS	600	600	1,649	1,500	534	1,300
5805 LEGAL & ACCOUNTING	25,900	25,900	12,785	10,100	-	9,000
6220 CONTRACT LABOR	297,800	297,800	324,986	303,300	237,626	323,800
9010 FURNITURE, EQUIPMENT & FIXTURES	2,400	2,400	8,636	2,100	540	1,500
TOTAL	<u>\$ 414,800</u>	<u>\$ 414,800</u>	<u>\$ 454,646</u>	<u>\$ 424,100</u>	<u>\$ 315,097</u>	<u>\$ 434,700</u>